

AT A GLANCE STATISTICS DERIVED FROM DATA COLLECTED FROM THE STRIKE3 NETWORK OF GNSS INTERFERENCE DETECTION DEVICES

JANUARY 2016

STRIKE 3 database starts collecting GNSS interference data from 2 DETECTORS located in the UK

APRIL 2016

Sites added in:
UK
Czech Republic
Sweden
Slovenia

JULY 2016

Sites added in:
France
Finland
Poland
Slovakia
Germany

OCTOBER 2016

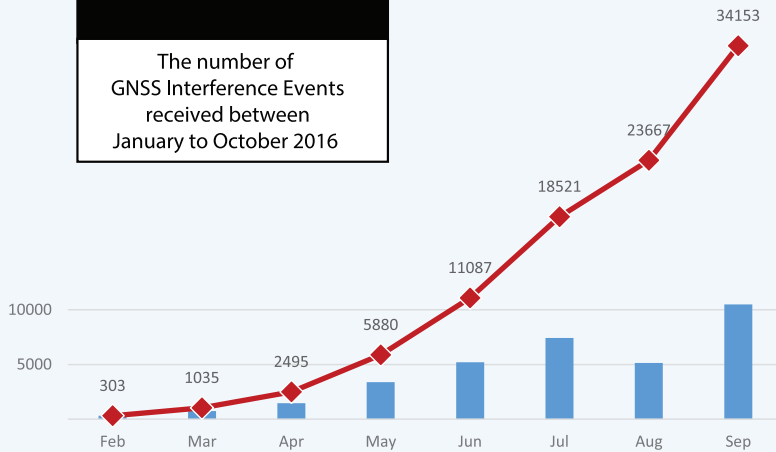
Sites added in:
India
Planning for: USA, Canada, Australia, Vietnam, South Korea, Spain, Norway, Belgium, Netherlands

MONTHLY EVENT DETECTIONS

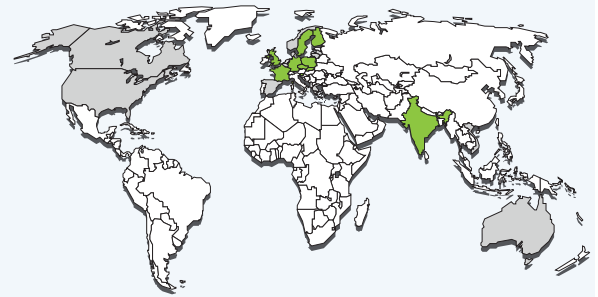
34,000

UNIQUE SAMPLES

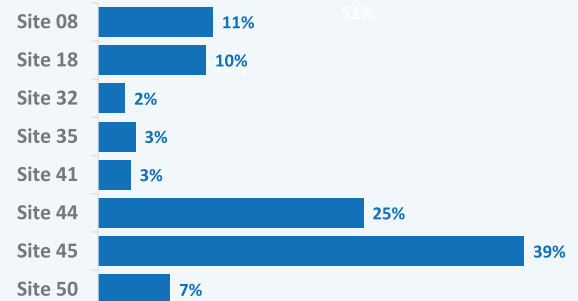
The number of GNSS Interference Events received between January to October 2016



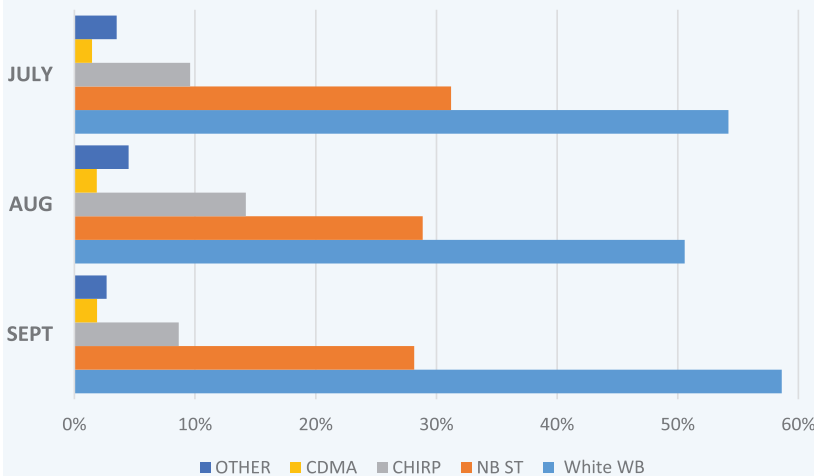
CURRENT & FUTURE SITES



SITES MOST AFFECTED - JULY to OCT



INTERFERENCE SIGNAL TYPES - JULY to OCT



LOCAL TIMING OF DETECTED EVENTS JULY to OCT

